Slide Switch/Connector/Dip



Slide SK Series

Slide Switch

SK-12D02

- 0.3A, 50VDC
- 250 ± 100 gf
- 8.6×4.4×4.7mm

Dimensions

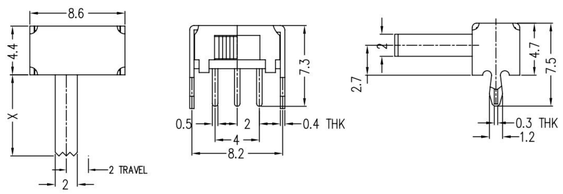

PCB Layout

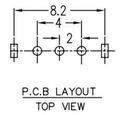

SK-13D01

- 0.3A, 50VDC
- 200/300 ± 100 gf
- 12.6×4.4×4.7mm

Dimensions

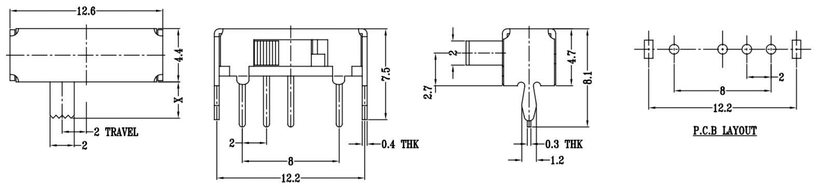

PCB Layout

SK-22D03

- 0.3A, 50VDC
- 200 ± 100 gf
- 8.6×6.9×4.7mm

Dimensions

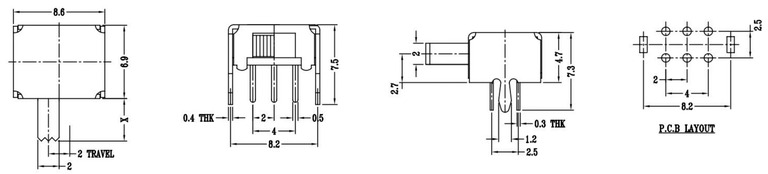

SK-22F01

- 0.5A, 50VDC
- 250 ± 100gf
- 17.0×7.5×8.0mm

Dimensions

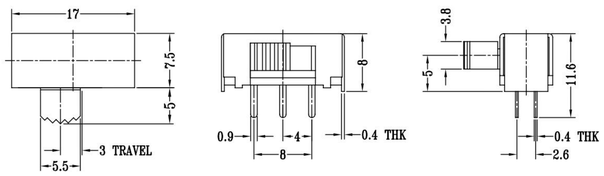

PCB Layout

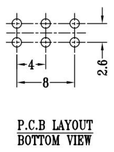

SK-23D05



- 0.3A, 50VDC
- 250/350 ± 100 gf
- 16.0×7.0×7.5mm

Dimensions

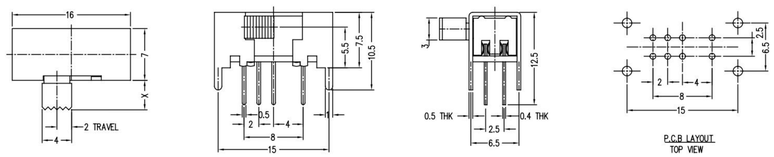

Please follow drawing of Approved Sheet that catalog drawing only for reference.

Slide SS Series

Slide Switch

SS-12D10



- 0.5A, 50VDC
- 300 ± 150 gf
- 12.7×6.6×6.4mm

Dimensions

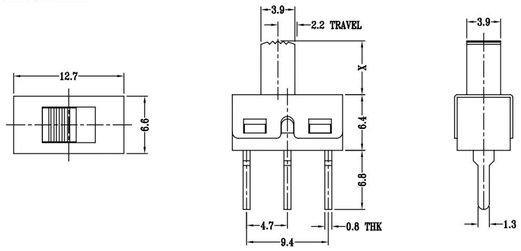

PCB Layout

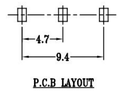

SS-12D12

- 0.3A, 50VDC
- 250 ± 100 gf
- 8.6×4.4×4.7mm

Dimensions

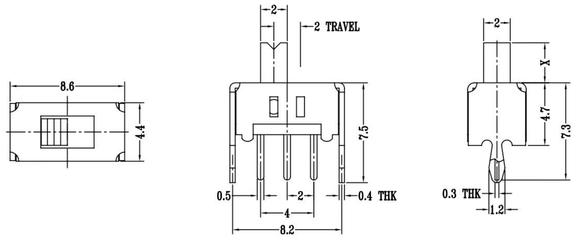

PCB Layout

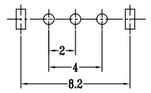

SS-12F46

- 0.5A, 50VDC
- 200 ± 100 gf
- 12.2×5.6×6.0mm

Dimensions

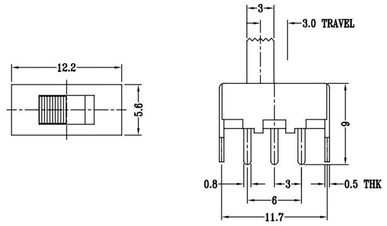

PCB Layout

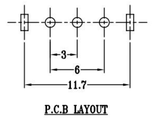

SS-22D03

- 0.3A, 50VDC
- 250 ± 100 gf
- 8.6×6.9×4.8mm

Dimensions

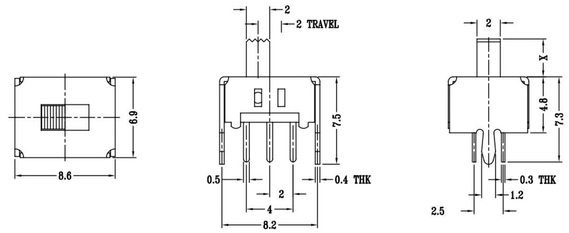

PCB Layout

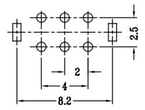

SS-23D03

- 0.3A, 50VDC
- 200/250 ± 100 gf
- 16.0×6.5×11.0mm

Dimensions

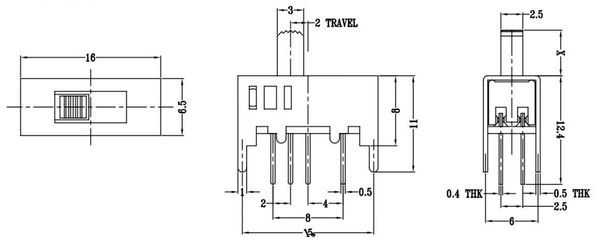

PCB Layout

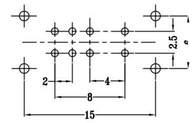

Please follow drawing of Approved Sheet that catalog drawing only for reference.

Slide MS Series

Slide Switch

MS-12D16

- 0.3A, 6VDC
- 200 ± 100gf
- 9.0×3.7×3.5mm

Dimensions

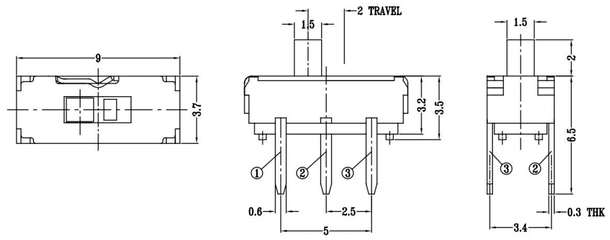

PCB Layout

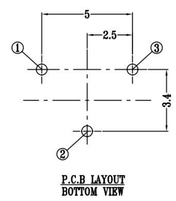

MS-22C01

- 0.3A, 6VDC
- 200 ± 100gf
- 7.2×3.5×1.5mm

Dimensions

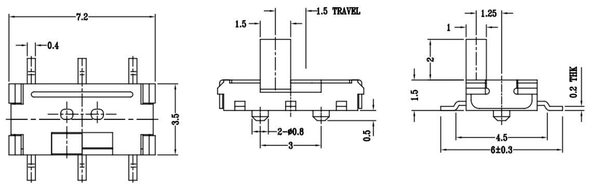

PCB Layout

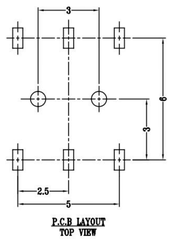

MS-22D16

- 0.3A, 6VDC
- 200 ± 100gf
- 9.0×3.7×3.5mm

Dimensions

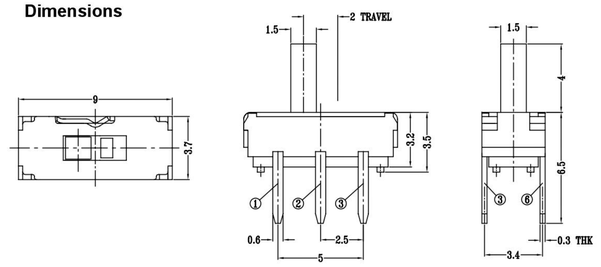

PCB Layout

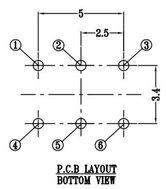

MS-22D17

- 0.3A, 6VDC
- 250 ± 100 gf
- 9.0×3.5×3.5mm

Dimensions

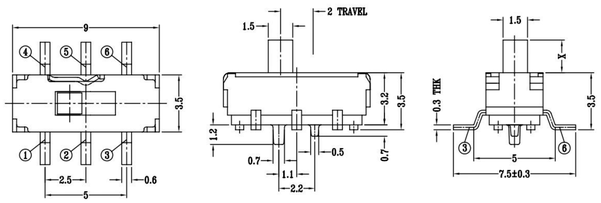

PCB Layout

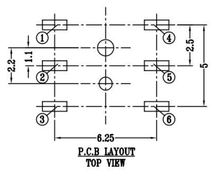

MS-23D18



- 0.3A, 6VDC
- 250 ± 100gf
- 13.0×3.5×3.5mm

Dimensions

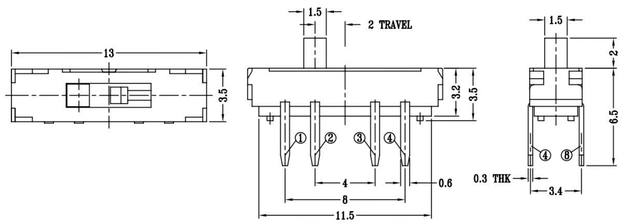

PCB Layout

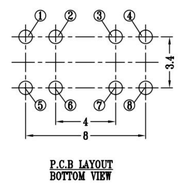

Please follow drawing of Approved Sheet that catalog drawing only for reference.

Slide MK Series

Slide Switch

SS-1290A

- 0.3A, 6VDC
- 150 ± 100gf
- 6.8×2.7×1.5mm

Dimensions

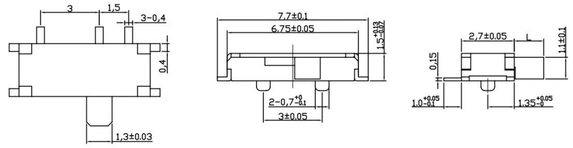

PCB Layout

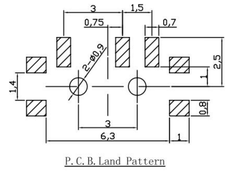

MK-12D13

- 0.3A, 6VDC
- 200 ± 100gf
- 8.5×3.5×3.2mm

Dimensions

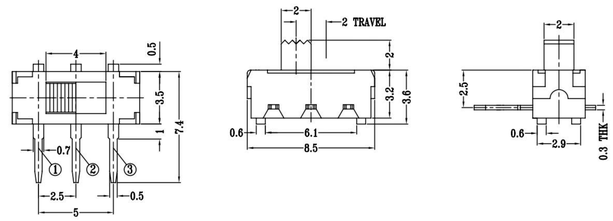

PCB Layout

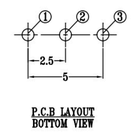

MK-12D70-H

- 0.3A, 6VDC
- 200 ± 100gf
- 8.8×2.0×3.0mm

Dimensions

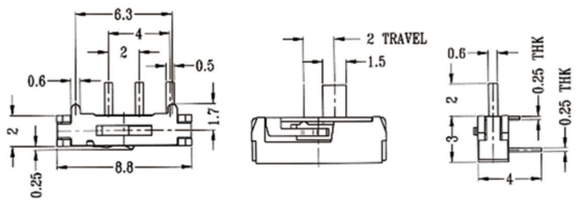

PCB Layout

MK-22D10

- 0.3A, 6VDC
- 250 ± 150 gf
- 9.0×3.5×3.3mm

Dimensions

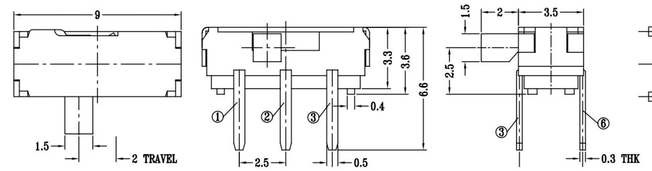

PCB Layout

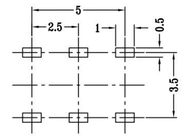

MK-23D38

- 0.3A, 6VDC
- 250 ± 100gf
- 13.0×3.6×3.5mm

Dimensions

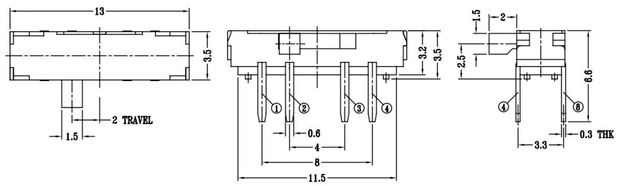

PCB Layout

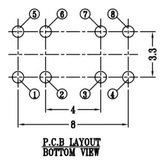

Please follow drawing of Approved Sheet that catalog drawing only for reference.

HDI-A1S08M-XX19X-X
HDMI A TYPE 公頭夾板式



1.5A, 30VDC 15.5x12.0x3.8mm

HDI-A1S30M-XX19X-X
HDMI A TYPE 公頭三件式

1.5A, 30VDC 35.2x13.5x5.4mm

HDI-A1S43F-XX19-X
HDMI A TYPE 母座夾板式



1.5A, 30VDC 14.2x16.0x5.5mm

HDI-A1M51F-XX19X-X
HDMI A TYPE 母座無鎖SMT式



1.5A, 30VDC 11.6x15.0x5.5mm

HDI-A1D35F-XX19X-X
HDMI A TYPE 母座無鎖DIP三排



1.5A, 30VDC 12.0x15.0x5.5mm

HDI-C1M36F-XX19X-X
HDMI C TYPE 母座SMT式



1.5A, 30VDC 7.5x11.3x3.3mm

HDI-D1M40F-XX19X-X
HDMI D TYPE 母座SMT式

1.5A, 30VDC 8.5x6.9x3.3mm

USB-A1S169M-XL9N-W
USB A TYPE 公頭3.0三件式



1.5A, 30VDC 36.5x12.0x4.5mm

USB-A1S200M-XL9N-W
USB A TYPE 公頭3.0三件式(短體)



1.5A, 30VDC 30.0x12.0x4.5mm

USB-B1S17M-XL9N-W
USB B TYPE 公頭3.0三件式

1.5A, 30VDC 36.3x8.5x10.5mm

USB-A1D70F-XL9N-W
USB A TYPE 母座3.0 DIP 90度



1.5A, 30VDC 15.8x14.5x7.0mm

USB-B1D125F-XL9N-W
USB B TYPE 母座3.0 DIP 90度

1.5A, 30VDC 13.5x11.5x11.5mm

USB-A1D79F-XL9N-W
USB A TYPE 母座3.0 DIP 180度



1.5A, 30VDC 17.5x12.5x5.5mm

USB-B1D15F-XL9N-W
USB B TYPE 母座3.0 DIP 180度



1.5A, 30VDC 15.0x12.6x12.6mm

MIR-B1S23M-XB10N-W
MICRO USB 3.0 B TYPE公頭三件式

1A, 30VDC 30.0x12.5x5.6mm

MIR-A1S13M-XB10N
MICRO USB 3.0 A TYPE公頭三件式

1A, 30VDC 27.2x13.5x4.0mm

MIR-B104F-XB10N
MICRO USB 3.0 B TYPE 母座 SMT

1A, 30VDC 4.8x13.5x2.5mm

MIR-CIM03F-XB10N
MICRO USB 3.0 A/B TYPE 母座 SMT

1A, 30VDC 5.6x13.5x2.5mm

* Please follow drawing of Approved Sheet that catalog drawing only for reference.

Phone Jack Series

PJ-208A

0.5A, 30VDC OF: 3N-30N
5000 cycle times

PJ-218

0.5A, 30VDC OF: 3N-30N
5000 cycle times

PJ-244

0.5A, 30VDC OF: 3N-30N
5000 cycle times

PJ-320G

0.5A, 30VDC OF: 3N-30N
5000 cycle times

PJ-381

0.5A, 30VDC OF: 3N-30N
5000 cycle times

PJ-31460C

0.5A, 30VDC OF: 3N-30N
5000 cycle times

Power Jack Series (DC)

DC-033 (SMD TYPE)

0.5A-2.0A, 30VDC OF:3N-20N
5000 cycle times

DC-041 (SMD TYPE)

0.5A-2.0A, 30VDC OF:3N-20N
5000 cycle times

DC-043 (DIP TYPE)

0.5A-2.0A, 30VDC OF:3N-20N
5000 cycle times

DC-044 (DIP TYPE)

0.5A-2.0A, 30VDC OF:3N-20N
5000 cycle times

DC-044A / DC-044B (DIP TYPE)

0.5A-2.0A, 30VDC OF:3N-20N
5000 cycle times

DC-044C (DIP TYPE)

0.5A-2.0A, 30VDC OF:3N-20N
5000 cycle times

DC-046 (DIP TYPE)

0.5A-2.0A, 30VDC OF:3N-20N
5000 cycle times

DC-047A (SMD TYPE)

0.5A-2.0A, 30VDC OF:3N-20N
5000 cycle times

DC-048 (SMD TYPE)

0.5A-2.0A, 30VDC OF:3N-20N
5000 cycle times

DC-049 (SMD TYPE)

0.5A-2.0A, 30VDC OF:3N-20N
5000 cycle times

* Please follow drawing of Approved Sheet that catalog drawing only for reference.

Dome Arrays Series

FDC-4661-N

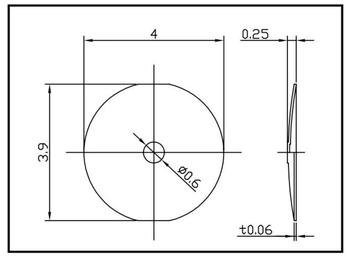

FDC-4816-N

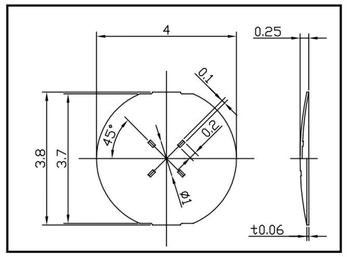

FDC-5662-N

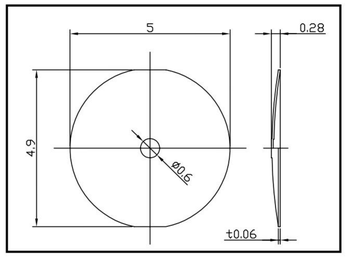

FDC-9091-N



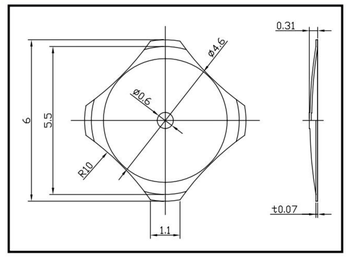

FDC-9826-N



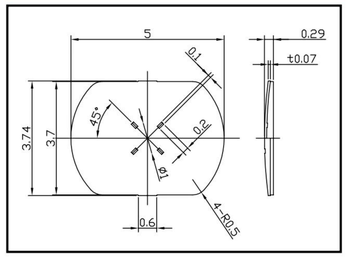

Mouse Key

50mA, 12VDC OF:100/160/260gf
Customize

DVD Key



50mA, 12VDC OF:100/160/260gf
Customize

Monitor Key

50mA, 12VDC OF:100/160/260gf
Customize

PDA Motherboard Key

50mA, 12VDC OF:100/160/260gf
Customize

Mobile Motherboard Key

50mA, 12VDC OF:100/160/260gf
Customize

Mobile Side Push Key

50mA, 12VDC OF:100/160/260gf
Customize

Please follow drawing of Approved Sheet that catalog drawing only for reference.

Connector Series

MCI-7044SZ



- BNC FEMALE RA MOUNT

Dimensions

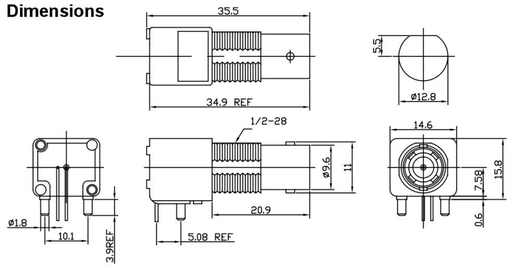

Circuit Diagram / Pad Layout

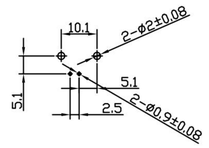

MCI -7039

- BNC FEMALE RA MOUNT

Dimensions

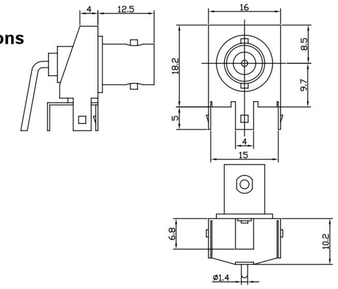

Circuit Diagram / Pad Layout

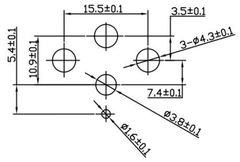

MCI-8PORT



- BNC FEMALE RA
  2'4 PORT

Dimensions

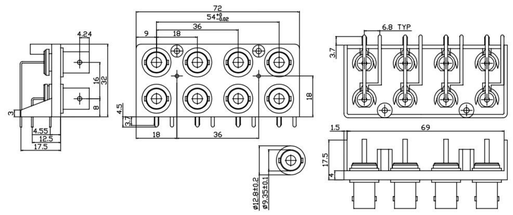

Circuit Diagram / Pad Layout

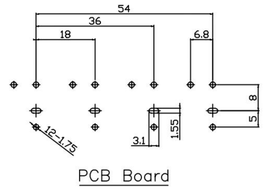

MCI-7230

- F FEMALE OFFSET SMD

Dimensions

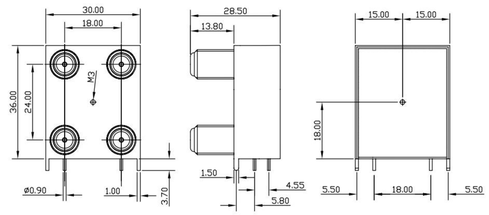

Circuit Diagram / Pad Layout

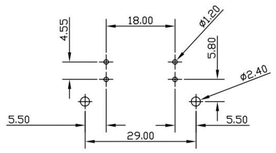

MCI-7845

- SMA FEMALE STRAIGHT

Dimensions

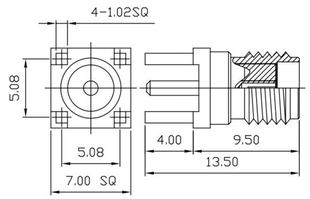

Circuit Diagram / Pad Layout

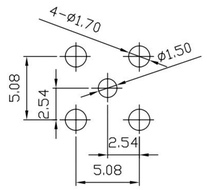

Please follow drawing of Approved Sheet that catalog drawing only for reference.

Dip Switch Series

Surface Mounting Dip Switch / Slide Type Dip Switch

NEW

LEAD-FREE RoHS COMPLIANT

RM_RMR



RS_RSR



How to order

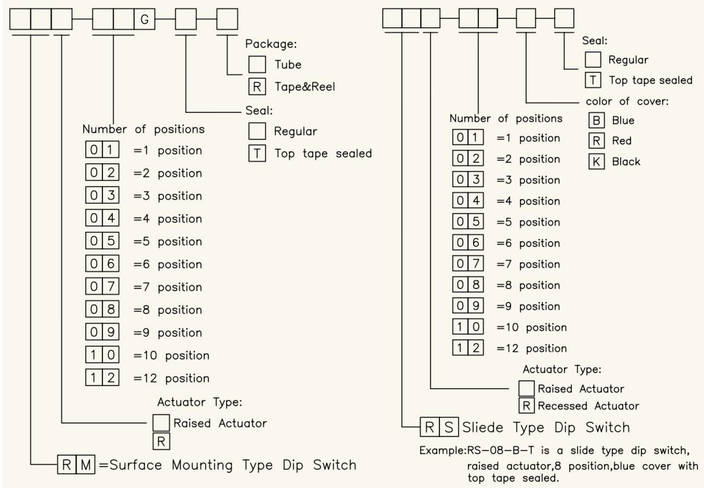

Specification

Items		Standard
Operating Temperature Range		−20℃ to +70℃
Electrical performance	Rating	25mA 24V DC
	Insulation Resistance	100MΩ Min. 500V DC
	Dielectric Strength	500VAC/1 minute
	Contact Resistance	100 mΩ Max.
Durability	Operating Life	2,000 Cycles

Diagram

	RM_RMR	RS_RSR
Dimensions	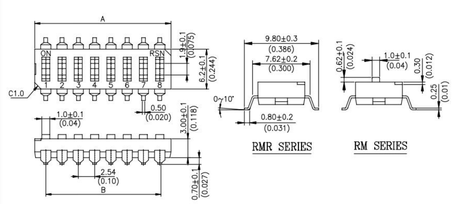	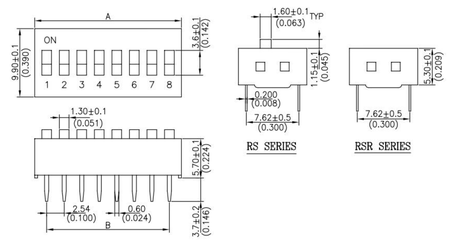
Circuit Diagram	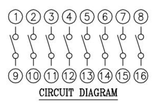	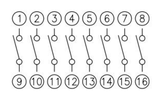
Pad Layout	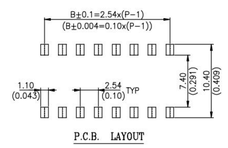	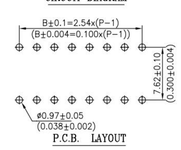

Please follow drawing of Approved Sheet that catalog drawing only for reference.

Dip Switch Series

Right Angle Type Dip Switch / Piano Type Dip Switch

NEW

LEAD-FREE RoHS COMPLIANT

RA_RAR



RPL



How to order

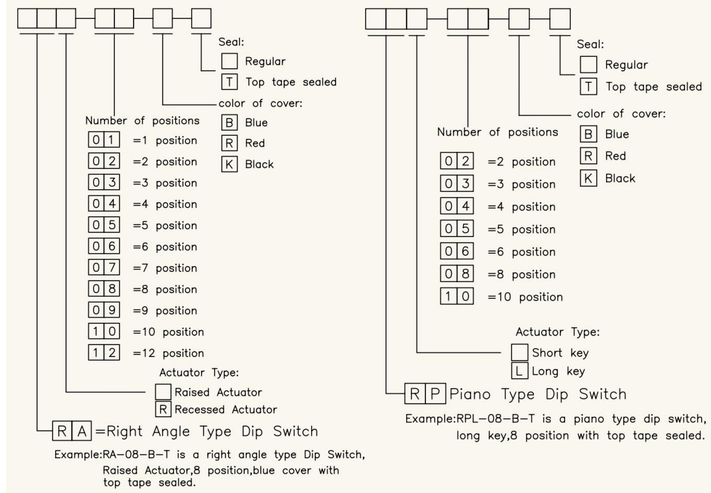

Specification

Items		Standard
Operating Temperature Range		−20℃ to +70℃
Electrical performance	Rating	25mA 24V DC
	Insulation Resistance	100MΩ Min. 500V DC
	Dielectric Strength	500VAC/1 minute
	Contact Resistance	100 mΩ Max.
Durability	Operating Life	2,000 Cycles

Diagram

	RA_RAR	RPL
Dimensions	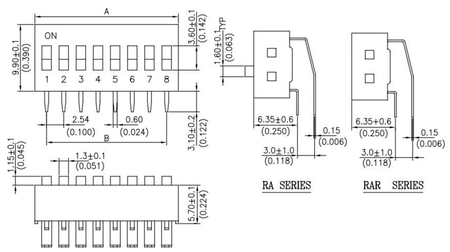	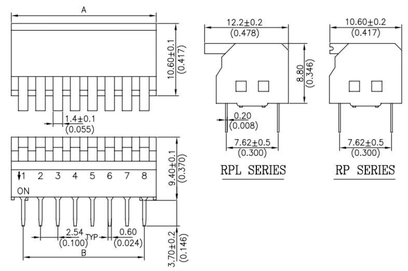
Circuit Diagram	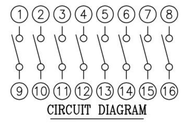	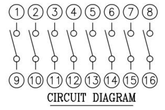
Pad Layout	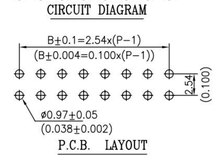	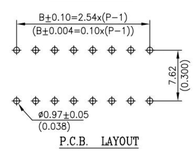

Please follow drawing of Approved Sheet that catalog drawing only for reference.